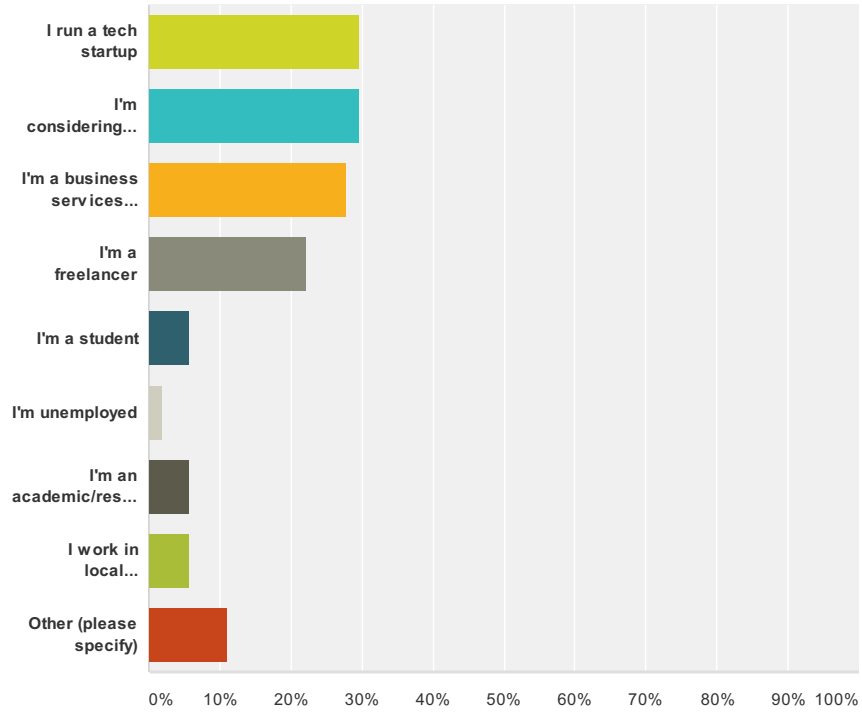


Q1 What do you do? (tick all that apply)

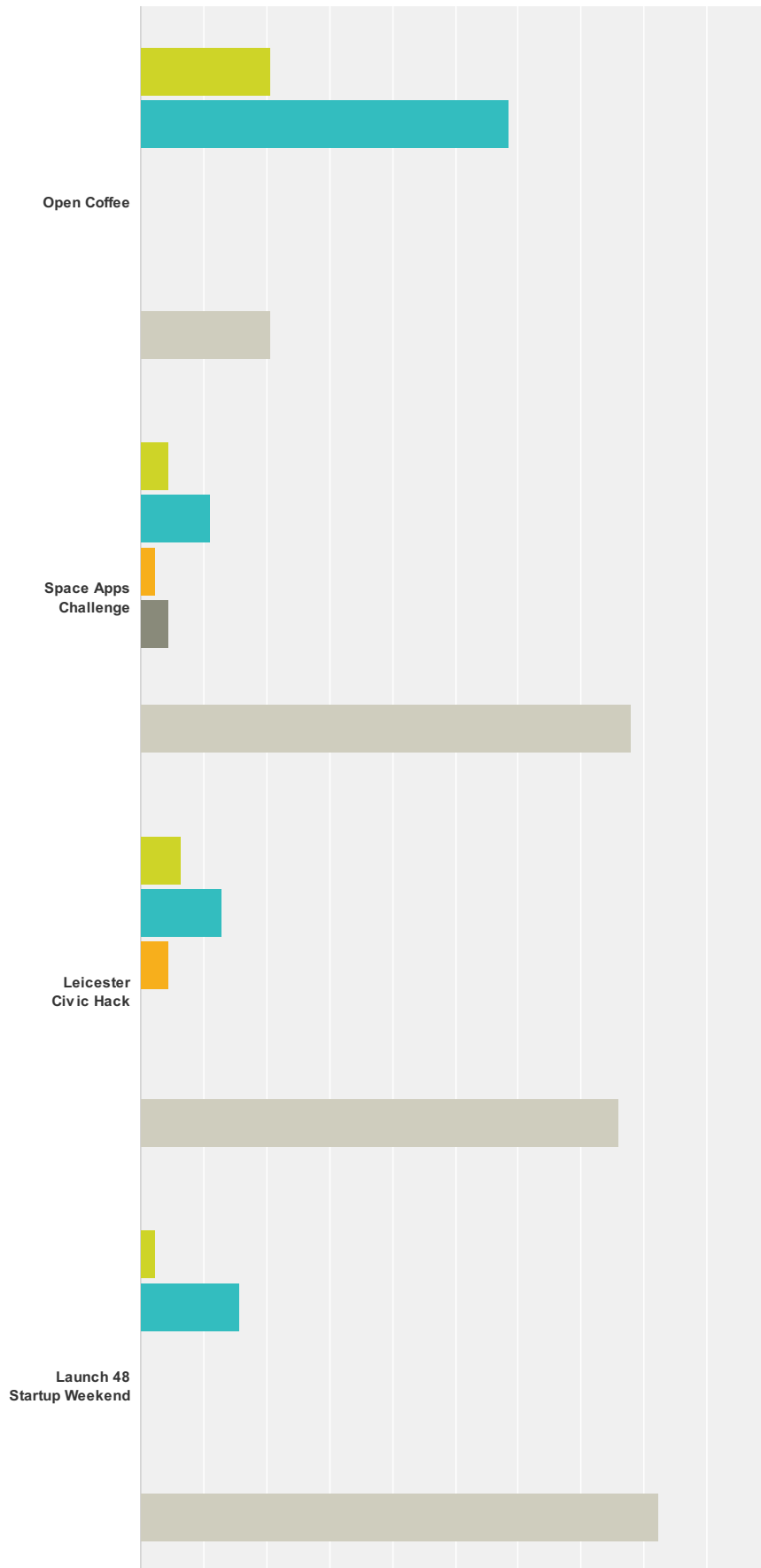
Answered: 54 Skipped: 0



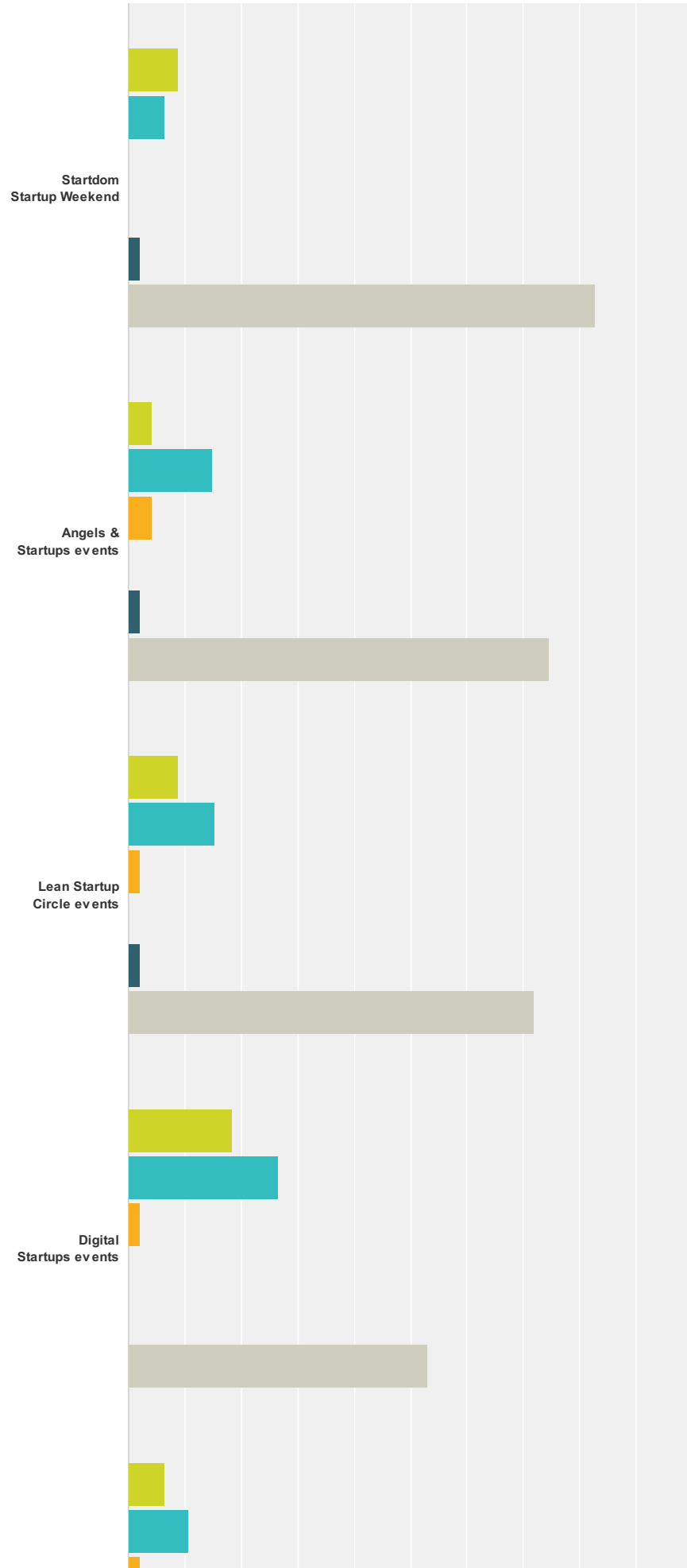
Answer Choices	Responses
I run a tech startup	29.63% 16
I'm considering forming a tech startup	29.63% 16
I'm a business services provider	27.78% 15
I'm a freelancer	22.22% 12
I'm a student	5.56% 3
I'm unemployed	1.85% 1
I'm an academic/researcher	5.56% 3
I work in local government	5.56% 3
Other (please specify)	11.11% 6
<b>Total Respondents: 54</b>	

**Q2 Tell us what you thought of any tech startup community events you've been to over the last year.**

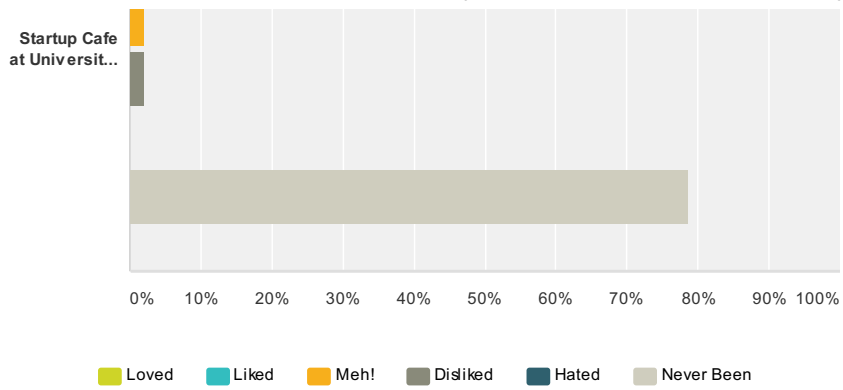
Answered: 54 Skipped: 0



# Leicester Tech Startups Community - 2014 Feedback Survey



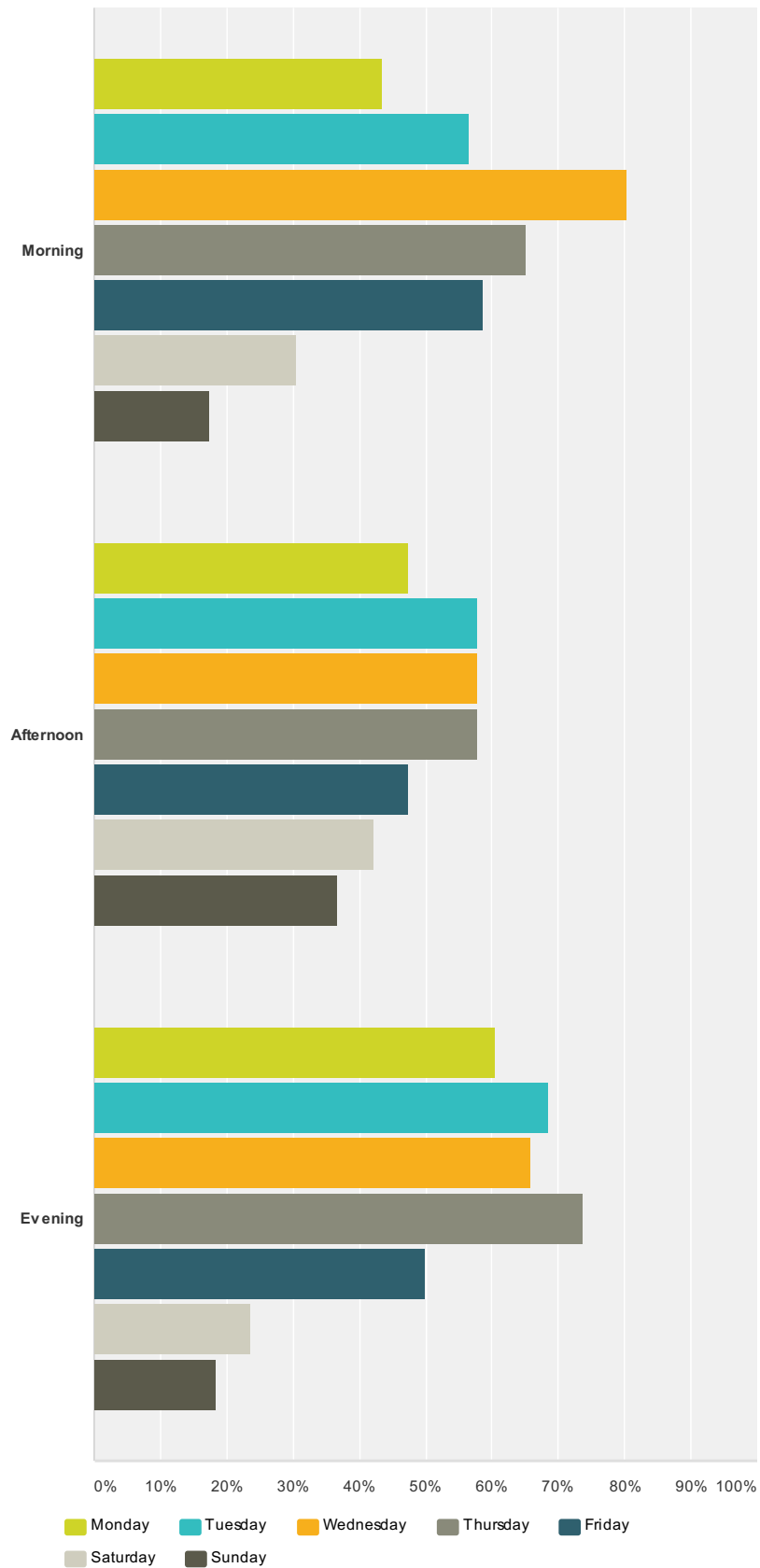
# Leicester Tech Startups Community - 2014 Feedback Survey



	Loved	Liked	Meh!	Disliked	Hated	Never Been	Total
Open Coffee	20.75% 11	58.49% 31	0.00% 0	0.00% 0	0.00% 0	20.75% 11	53
Space Apps Challenge	4.44% 2	11.11% 5	2.22% 1	4.44% 2	0.00% 0	77.78% 35	45
Leicester Civic Hack	6.52% 3	13.04% 6	4.35% 2	0.00% 0	0.00% 0	76.09% 35	46
Launch 48 Startup Weekend	2.22% 1	15.56% 7	0.00% 0	0.00% 0	0.00% 0	82.22% 37	45
Startdom Startup Weekend	8.70% 4	6.52% 3	0.00% 0	0.00% 0	2.17% 1	82.61% 38	46
Angels & Startups events	4.26% 2	14.89% 7	4.26% 2	0.00% 0	2.13% 1	74.47% 35	47
Lean Startup Circle events	8.70% 4	15.22% 7	2.17% 1	0.00% 0	2.17% 1	71.74% 33	46
Digital Startups events	18.37% 9	26.53% 13	2.04% 1	0.00% 0	0.00% 0	53.06% 26	49
Startup Cafe at University of Leicester	6.38% 3	10.64% 5	2.13% 1	2.13% 1	0.00% 0	78.72% 37	47

**Q3 When can you normally attend startup events? (tick all that apply)**

Answered: 52 Skipped: 2



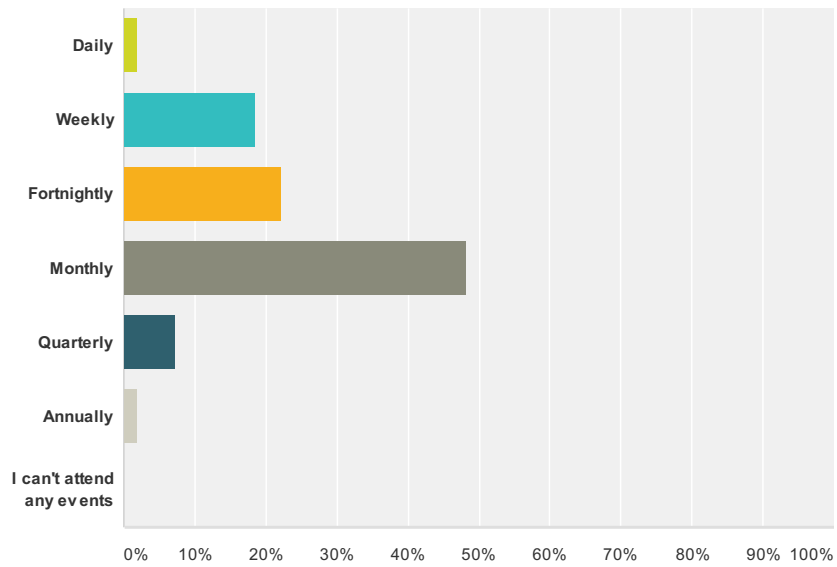
Monday	Tuesday	Wednesday	Thursday	Friday	Saturday	Sunday	Total Respondents
--------	---------	-----------	----------	--------	----------	--------	-------------------

## Leicester Tech Startups Community - 2014 Feedback Survey

Morning	<b>43.48%</b> 20	<b>56.52%</b> 26	<b>80.43%</b> 37	<b>65.22%</b> 30	<b>58.70%</b> 27	<b>30.43%</b> 14	<b>17.39%</b> 8	46
Afternoon	<b>47.37%</b> 18	<b>57.89%</b> 22	<b>57.89%</b> 22	<b>57.89%</b> 22	<b>47.37%</b> 18	<b>42.11%</b> 16	<b>36.84%</b> 14	38
Evening	<b>60.53%</b> 23	<b>68.42%</b> 26	<b>65.79%</b> 25	<b>73.68%</b> 28	<b>50.00%</b> 19	<b>23.68%</b> 9	<b>18.42%</b> 7	38

**Q4 What frequency of tech startup events are you able to attend?**

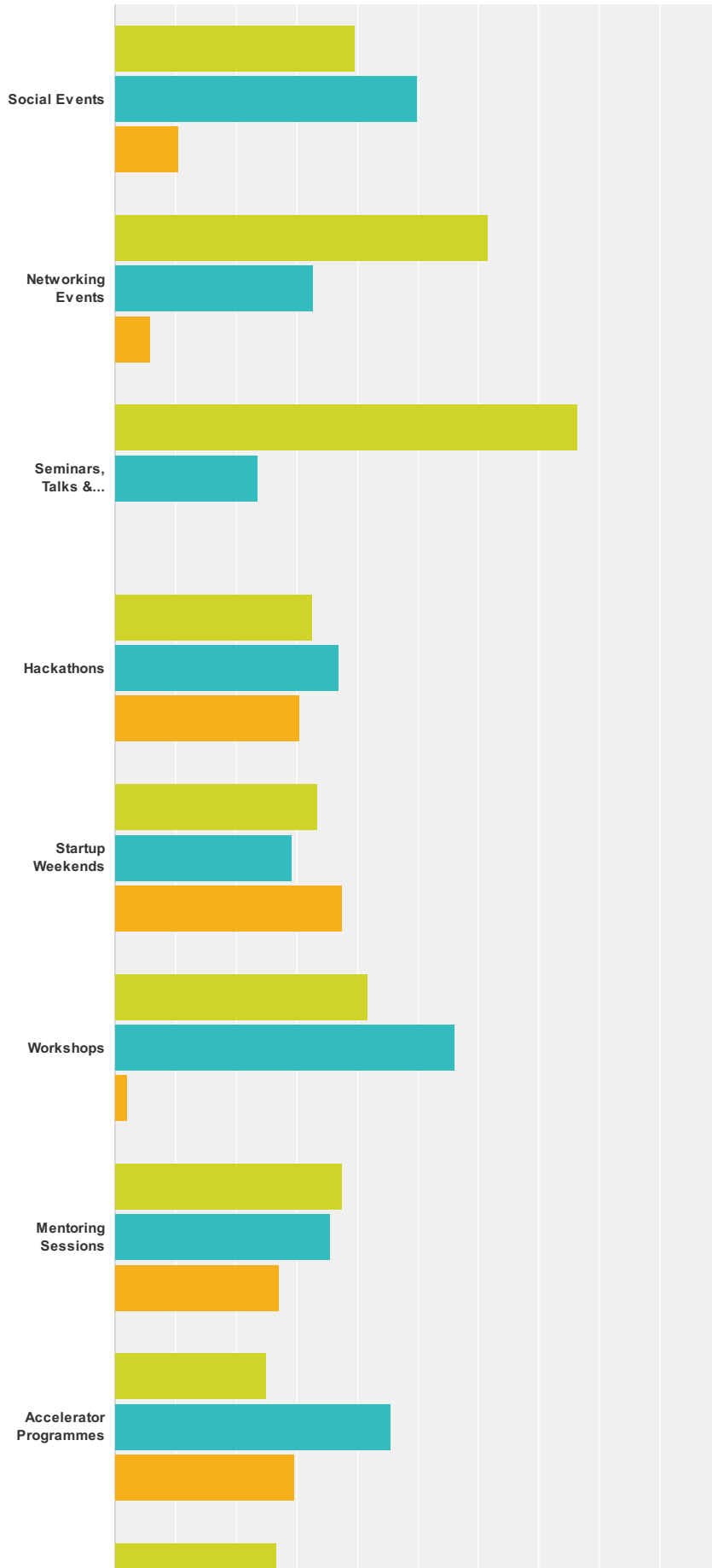
Answered: 54 Skipped: 0



Answer Choices	Responses	
Daily	1.85%	1
Weekly	18.52%	10
Fortnightly	22.22%	12
Monthly	48.15%	26
Quarterly	7.41%	4
Annually	1.85%	1
I can't attend any events	0.00%	0
<b>Total</b>		<b>54</b>

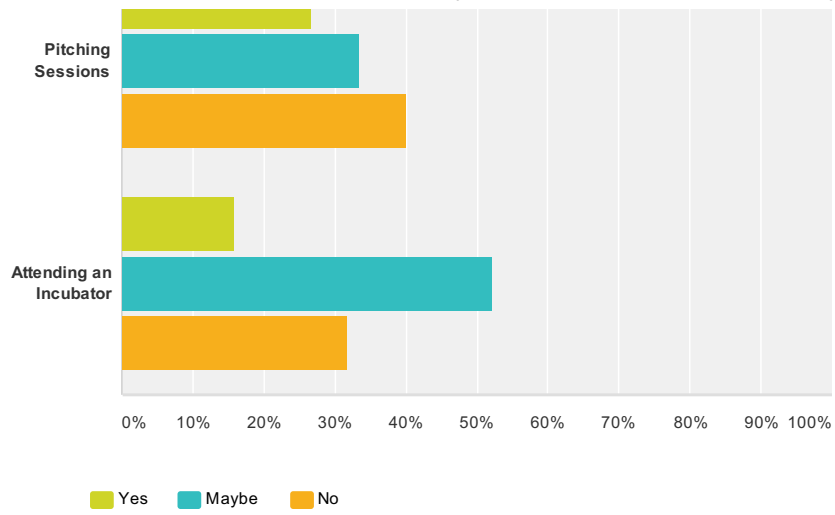
Q5 What sorts of activities appeal to you?

Answered: 54 Skipped: 0





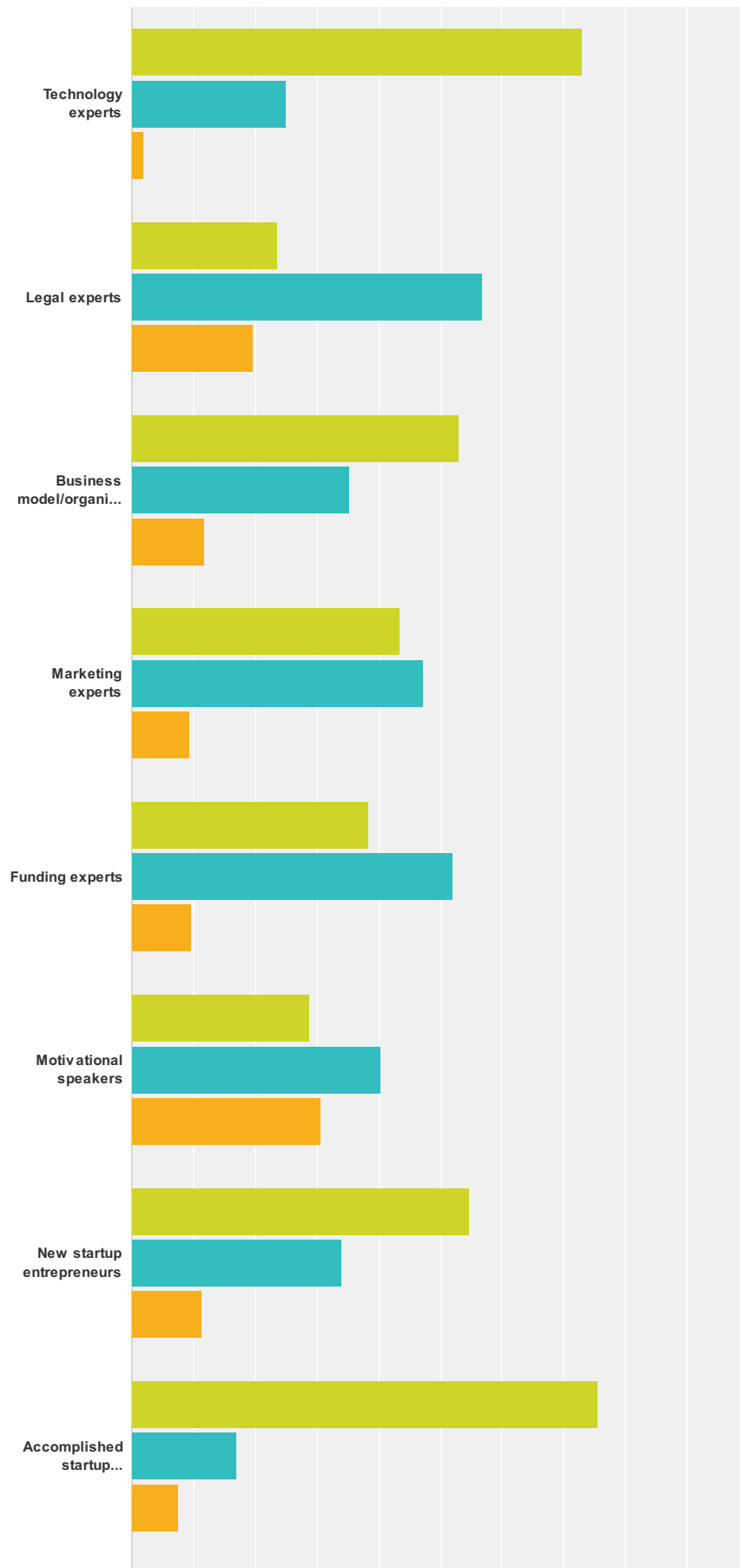
# Leicester Tech Startups Community - 2014 Feedback Survey



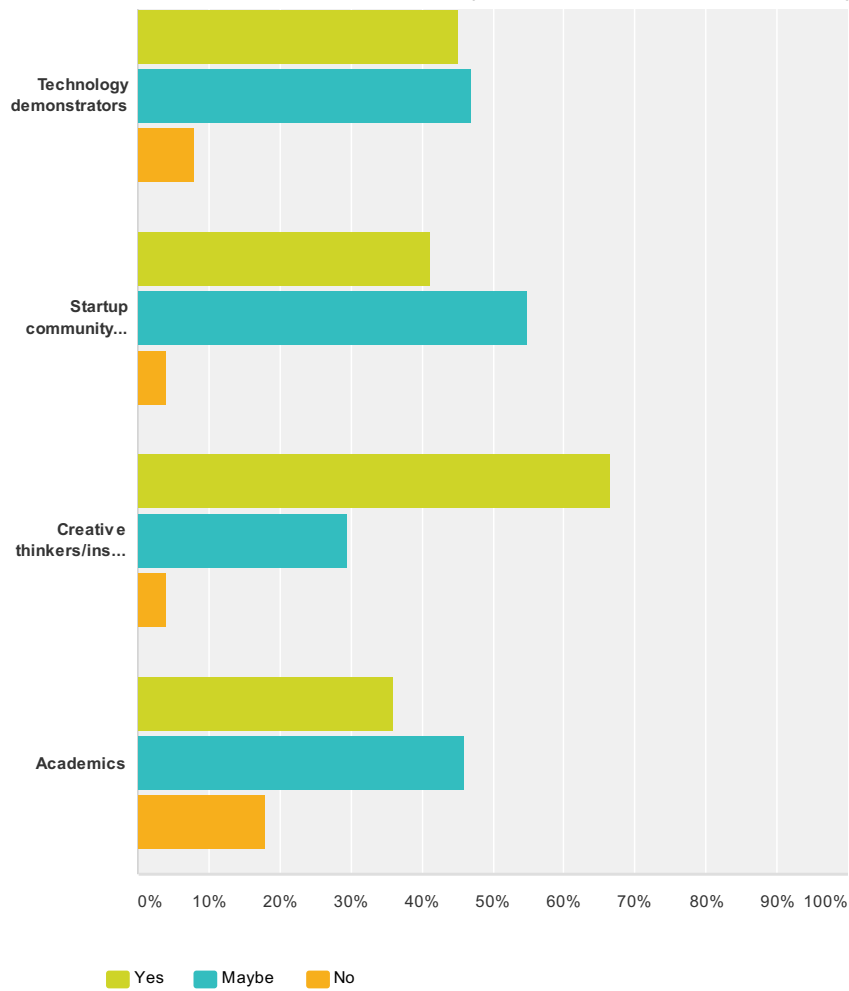
	Yes	Maybe	No	Total
Social Events	39.58% 19	50.00% 24	10.42% 5	48
Networking Events	61.54% 32	32.69% 17	5.77% 3	52
Seminars, Talks & Lectures	76.47% 39	23.53% 12	0.00% 0	51
Hackathons	32.61% 15	36.96% 17	30.43% 14	46
Startup Weekends	33.33% 16	29.17% 14	37.50% 18	48
Workshops	41.67% 20	56.25% 27	2.08% 1	48
Mentoring Sessions	37.50% 18	35.42% 17	27.08% 13	48
Accelerator Programmes	25.00% 11	45.45% 20	29.55% 13	44
Pitching Sessions	26.67% 12	33.33% 15	40.00% 18	45
Attending an Incubator	15.91% 7	52.27% 23	31.82% 14	44

**Q6 For seminars & talks, what types of speakers appeal to you most?**

Answered: 54 Skipped: 0



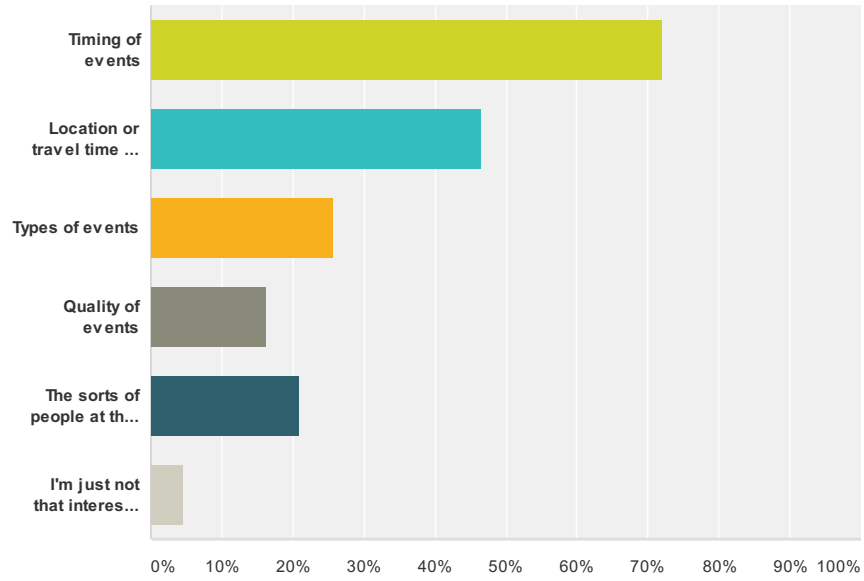
# Leicester Tech Startups Community - 2014 Feedback Survey



	Yes	Maybe	No	Total
Technology experts	73.08% 38	25.00% 13	1.92% 1	52
Legal experts	23.53% 12	56.86% 29	19.61% 10	51
Business model/organisation experts	52.94% 27	35.29% 18	11.76% 6	51
Marketing experts	43.40% 23	47.17% 25	9.43% 5	53
Funding experts	38.46% 20	51.92% 27	9.62% 5	52
Motivational speakers	28.85% 15	40.38% 21	30.77% 16	52
New startup entrepreneurs	54.72% 29	33.96% 18	11.32% 6	53
Accomplished startup entrepreneurs	75.47% 40	16.98% 9	7.55% 4	53
Technology demonstrators	45.10% 23	47.06% 24	7.84% 4	51
Startup community builders	41.18% 21	54.90% 28	3.92% 2	51
Creative thinkers/inspiration	66.67% 34	29.41% 15	3.92% 2	51
Academics	36.00% 18	46.00% 23	18.00% 9	50

**Q7 What dissuades you from attending tech startups events? (tick all that apply)**

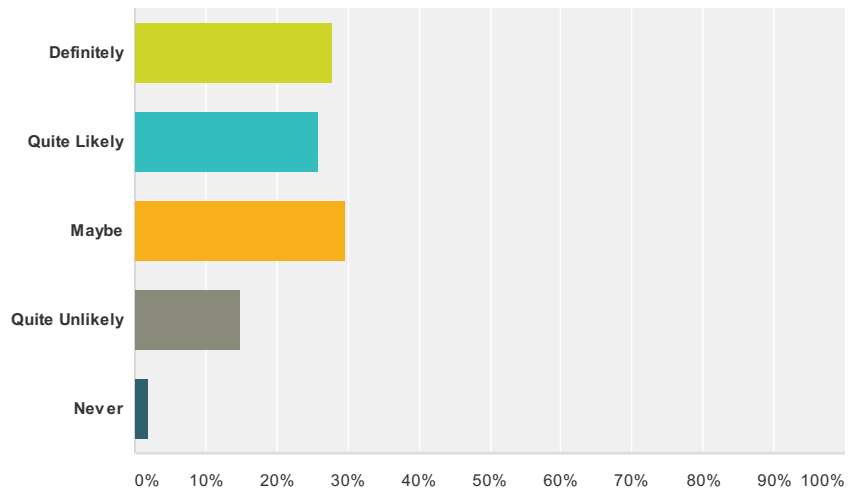
Answered: 43 Skipped: 11



Answer Choices	Responses
Timing of events	72.09% 31
Location or travel time to events	46.51% 20
Types of events	25.58% 11
Quality of events	16.28% 7
The sorts of people at the events	20.93% 9
I'm just not that interested in tech startups	4.65% 2
<b>Total Respondents: 43</b>	

**Q8 How likely are you to get involved in a new tech startup in future?**

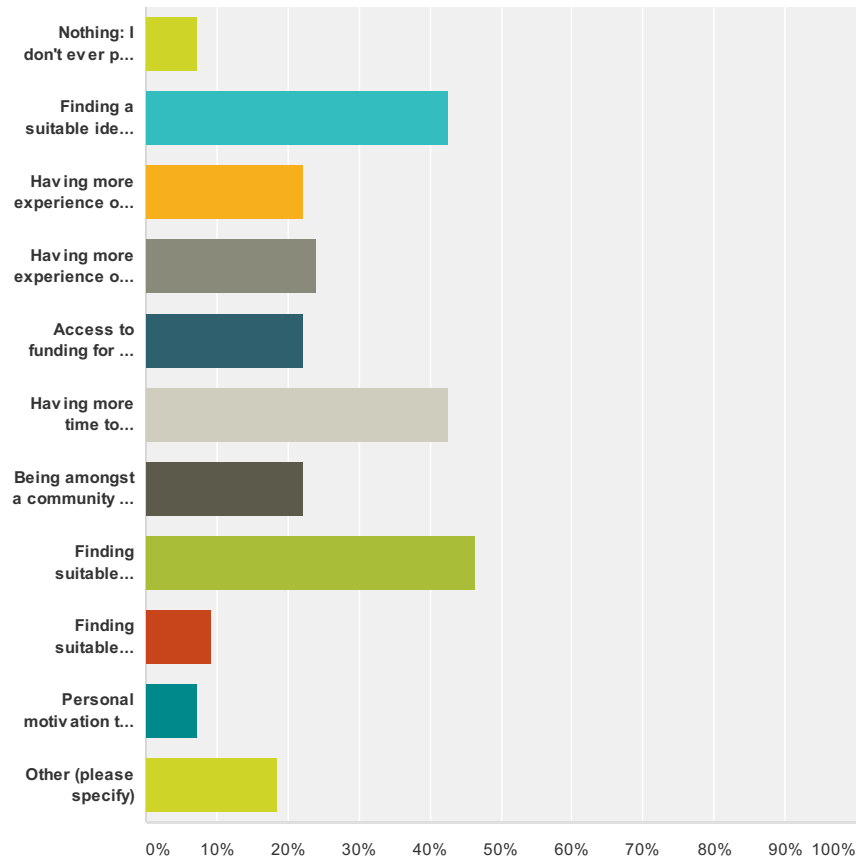
Answered: 54 Skipped: 0



Answer Choices	Responses	
Definitely	27.78%	15
Quite Likely	25.93%	14
Maybe	29.63%	16
Quite Unlikely	14.81%	8
Never	1.85%	1
<b>Total</b>		<b>54</b>

**Q9 Right now, what would make you more likely to form a new tech startup? (tick all that apply)**

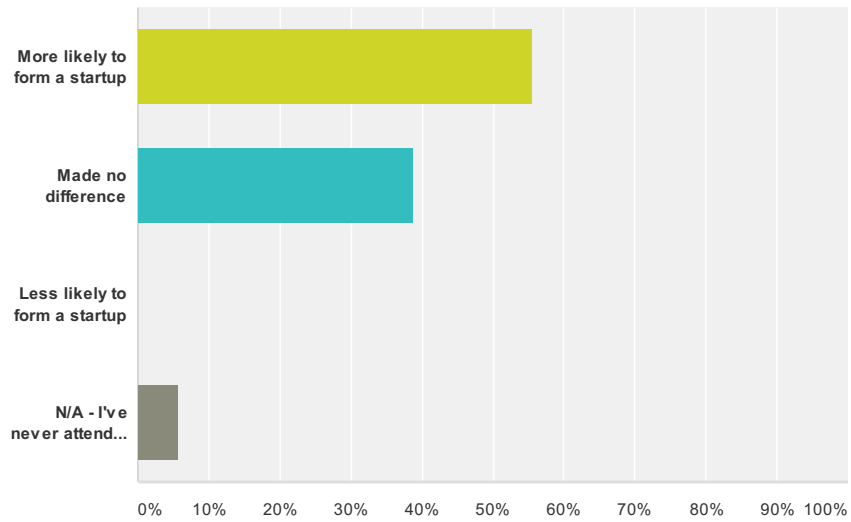
Answered: 54 Skipped: 0



Answer Choices	Responses
Nothing: I don't ever plan on forming a tech startup	7.41% 4
Finding a suitable idea for a tech startup business	42.59% 23
Having more experience of technology	22.22% 12
Having more experience of running a business	24.07% 13
Access to funding for a tech startup idea I have	22.22% 12
Having more time to dedicate to a startup	42.59% 23
Being amongst a community of other startup owners	22.22% 12
Finding suitable business partner(s)	46.30% 25
Finding suitable business service suppliers	9.26% 5
Personal motivation to startup	7.41% 4
Other (please specify)	18.52% 10
<b>Total Respondents: 54</b>	

**Q10 If you've previously attended Leicester Tech Startups events, how has this effected the likelihood of you forming a tech startup?**

Answered: 54 Skipped: 0



Answer Choices	Responses	Count
More likely to form a startup	55.56%	30
Made no difference	38.89%	21
Less likely to form a startup	0.00%	0
N/A - I've never attended an event	5.56%	3
<b>Total</b>		<b>54</b>